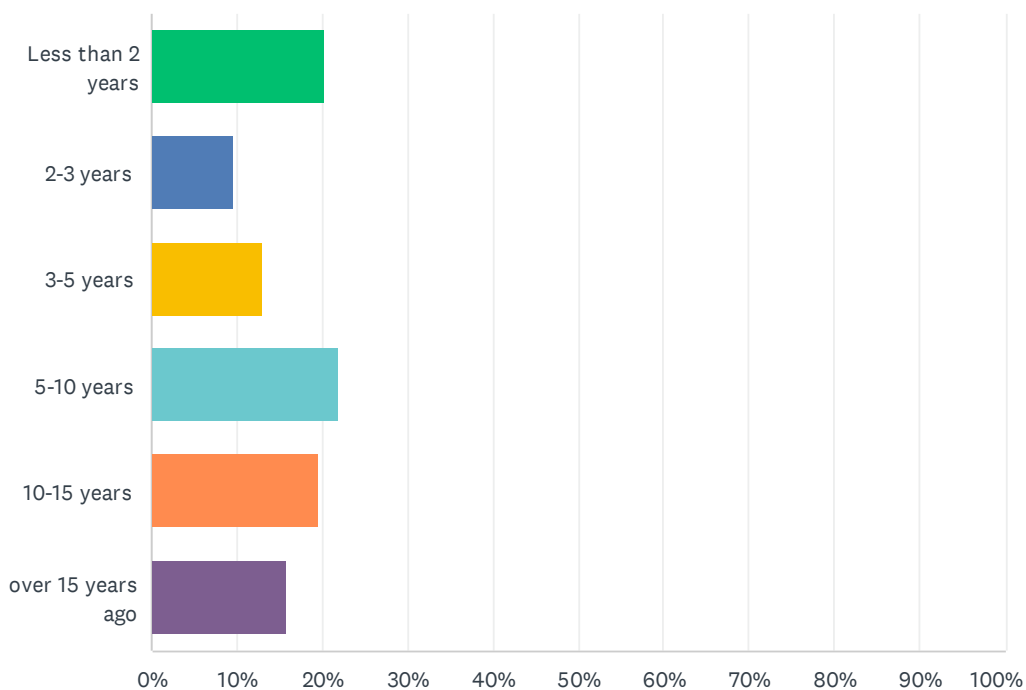


## Q1 How long has it been since you've graduated from ICE?

Answered: 718 Skipped: 1

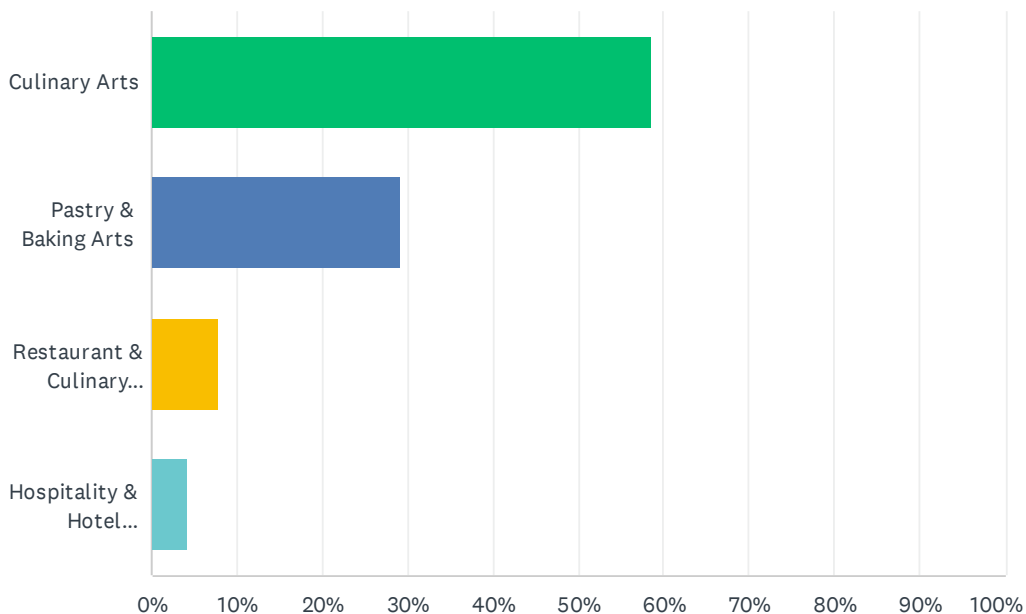


ANSWER CHOICES	RESPONSES	
Less than 2 years	20.19%	145
2-3 years	9.61%	69
3-5 years	12.95%	93
5-10 years	21.87%	157
10-15 years	19.64%	141
over 15 years ago	15.74%	113
<b>TOTAL</b>		<b>718</b>

## Q2 From which program(s) did you graduate?

Answered: 717 Skipped: 2

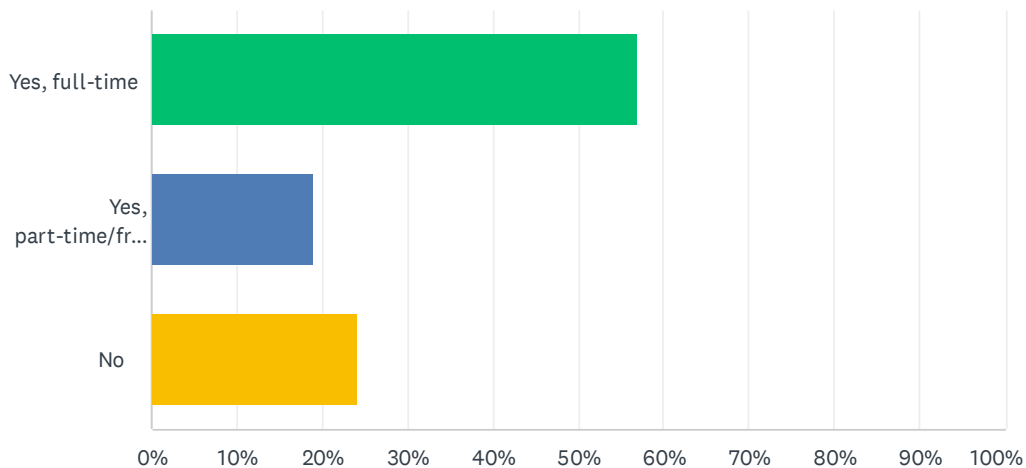
## ICE Alumni Survey 2019



ANSWER CHOICES	RESPONSES	Count
Culinary Arts	58.58%	420
Pastry & Baking Arts	29.29%	210
Restaurant & Culinary Management	7.81%	56
Hospitality & Hotel Management	4.32%	31
TOTAL		717

### Q3 Are you currently employed in the food/hospitality industry?

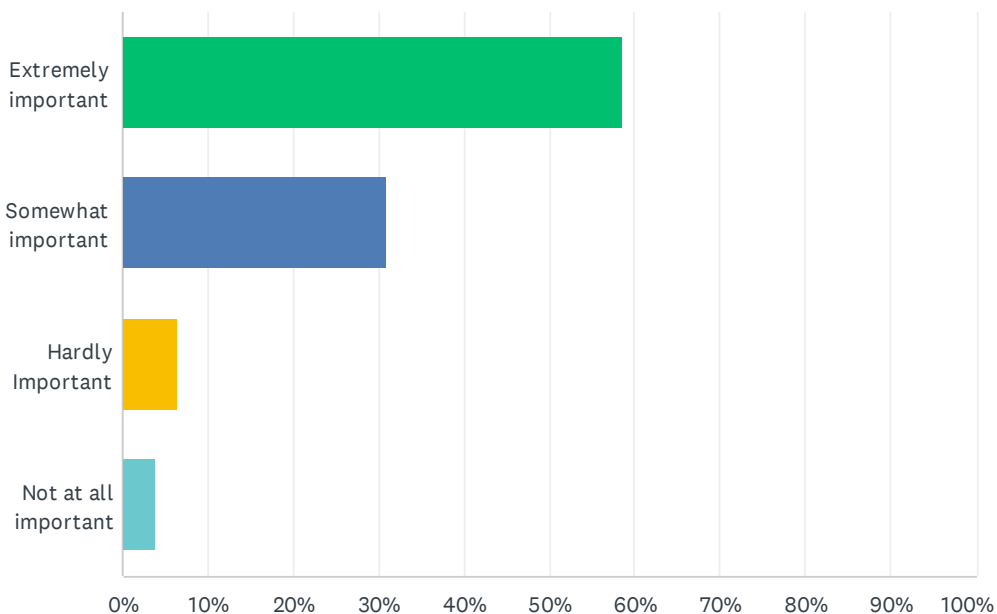
Answered: 719 Skipped: 0



ANSWER CHOICES	RESPONSES	
Yes, full-time	56.88%	409
Yes, part-time/freelance	18.92%	136
No	24.20%	174
TOTAL		719

### Q4 How important has your ICE education been to your culinary/hospitality career?

Answered: 717 Skipped: 2

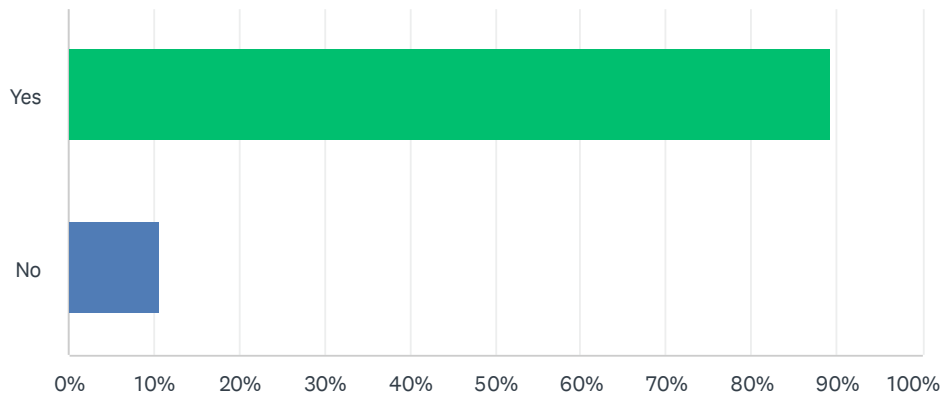


ANSWER CHOICES	RESPONSES	
Extremely important	58.72%	421
Somewhat important	30.96%	222
Hardly Important	6.42%	46
Not at all important	3.91%	28
TOTAL		717

### Q5 Would you recommend an ICE education to someone looking to launch a culinary/hospitality career?

Answered: 717 Skipped: 2

ICE Alumni Survey 2019

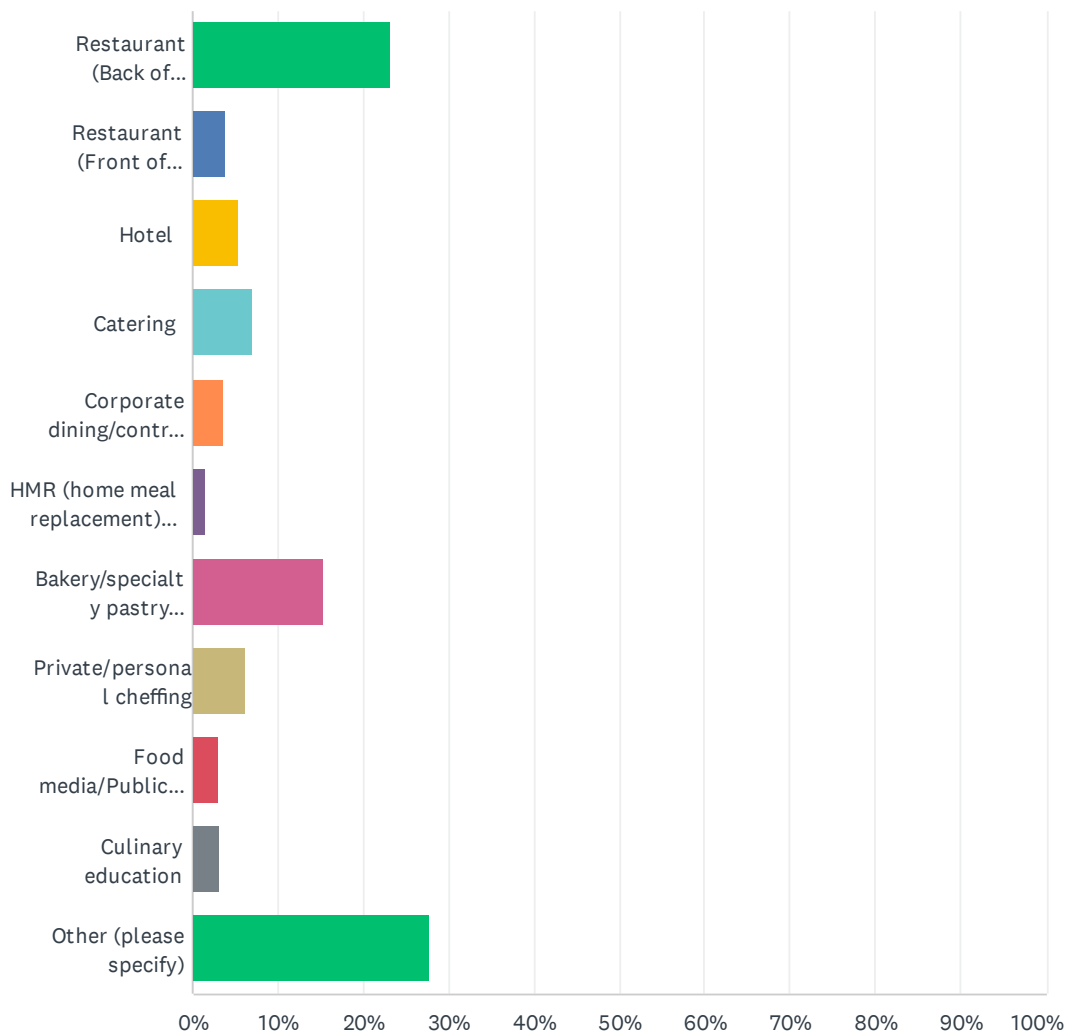


ANSWER CHOICES	RESPONSES	
Yes	89.26%	640
No	10.74%	77
TOTAL		717

**Q6 Which of the following best categorizes the area of the food/hospitality industry in which you're currently employed?**

Answered: 699 Skipped: 20

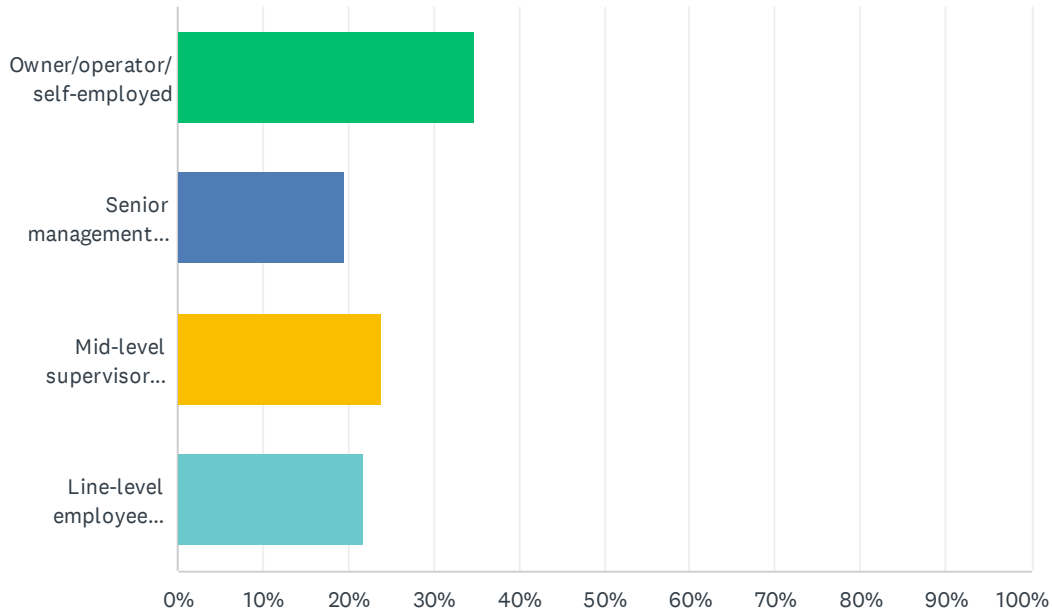
# ICE Alumni Survey 2019



ANSWER CHOICES	RESPONSES	
Restaurant (Back of house/kitchen)	23.18%	162
Restaurant (Front of house)	3.86%	27
Hotel	5.29%	37
Catering	7.01%	49
Corporate dining/contract foodservice	3.72%	26
HMR (home meal replacement)/prepared foods/gourmet markets	1.43%	10
Bakery/specialty pastry operation	15.45%	108
Private/personal cheffing	6.15%	43
Food media/Public relations	3.00%	21
Culinary education	3.15%	22
Other (please specify)	27.75%	194
<b>TOTAL</b>		<b>699</b>

## Q7 Which of the following most accurately describes the level of your current position?

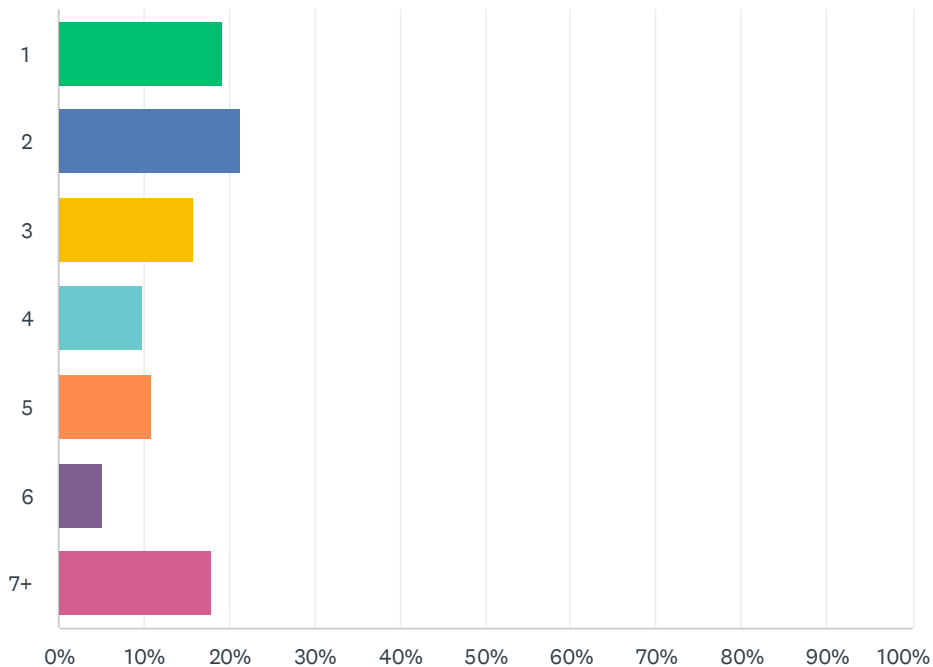
Answered: 651 Skipped: 68



ANSWER CHOICES	RESPONSES	
Owner/operator/self-employed	34.72%	226
Senior management (executive chef, general manager, test kitchen director, etc.)	19.66%	128
Mid-level supervisor (sous chef, service manager, asst. store manager, etc.)	23.96%	156
Line-level employee (garde-manger, server, sales assistant, guest services agent, etc.)	21.66%	141
<b>TOTAL</b>		<b>651</b>

## Q8 How many employers have you had over the course of your food/hospitality career?

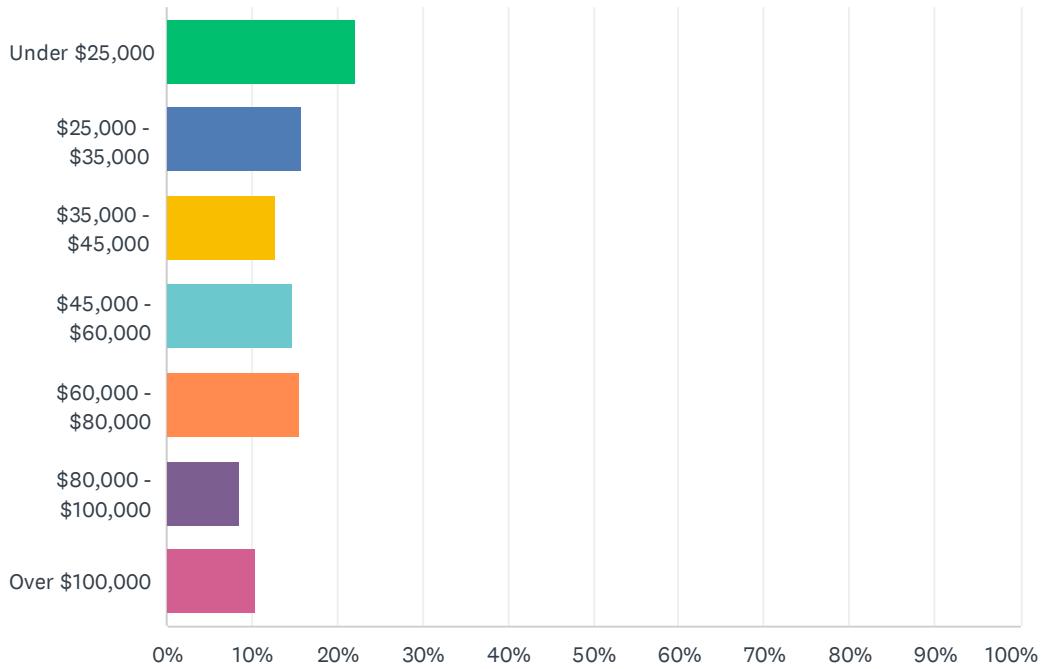
Answered: 680 Skipped: 39



ANSWER CHOICES	RESPONSES	
1	19.12%	130
2	21.32%	145
3	15.74%	107
4	9.85%	67
5	10.88%	74
6	5.15%	35
7+	17.94%	122
TOTAL		680

**Q9 Optional: Which salary range describes your current employment compensation?**

Answered: 621 Skipped: 98



ANSWER CHOICES	RESPONSES
Under \$25,000	22.22% 138
\$25,000 - \$35,000	15.78% 98
\$35,000 - \$45,000	12.72% 79
\$45,000 - \$60,000	14.81% 92
\$60,000 - \$80,000	15.46% 96
\$80,000 - \$100,000	8.53% 53
Over \$100,000	10.47% 65
<b>TOTAL</b>	<b>621</b>

### Q10 What do you like most/least about working in the food/hospitality industry?

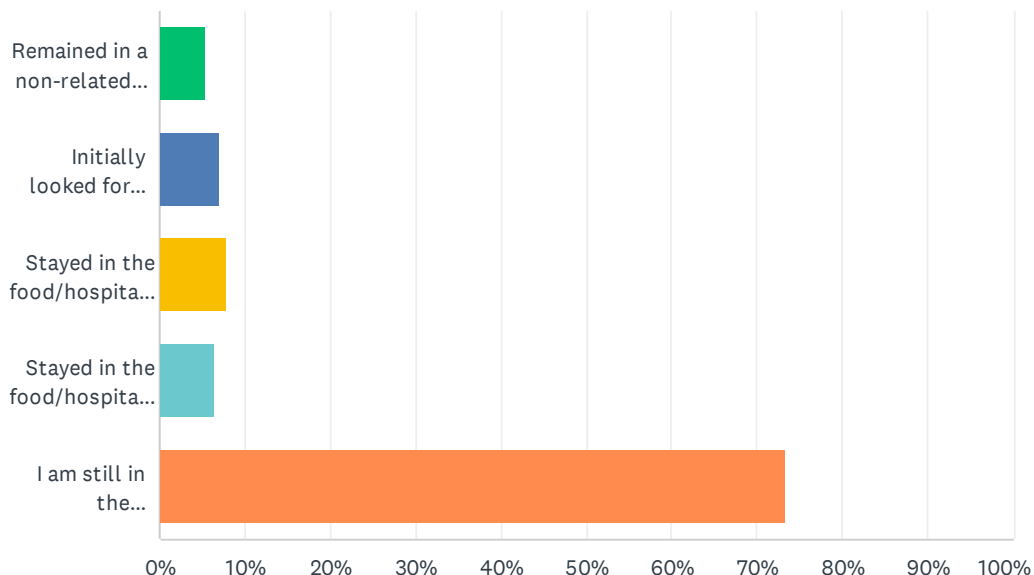
Answered: 543 Skipped: 176

### Q11 Which of the following best describes your career path after graduation?

Answered: 704 Skipped: 15



## ICE Alumni Survey 2019

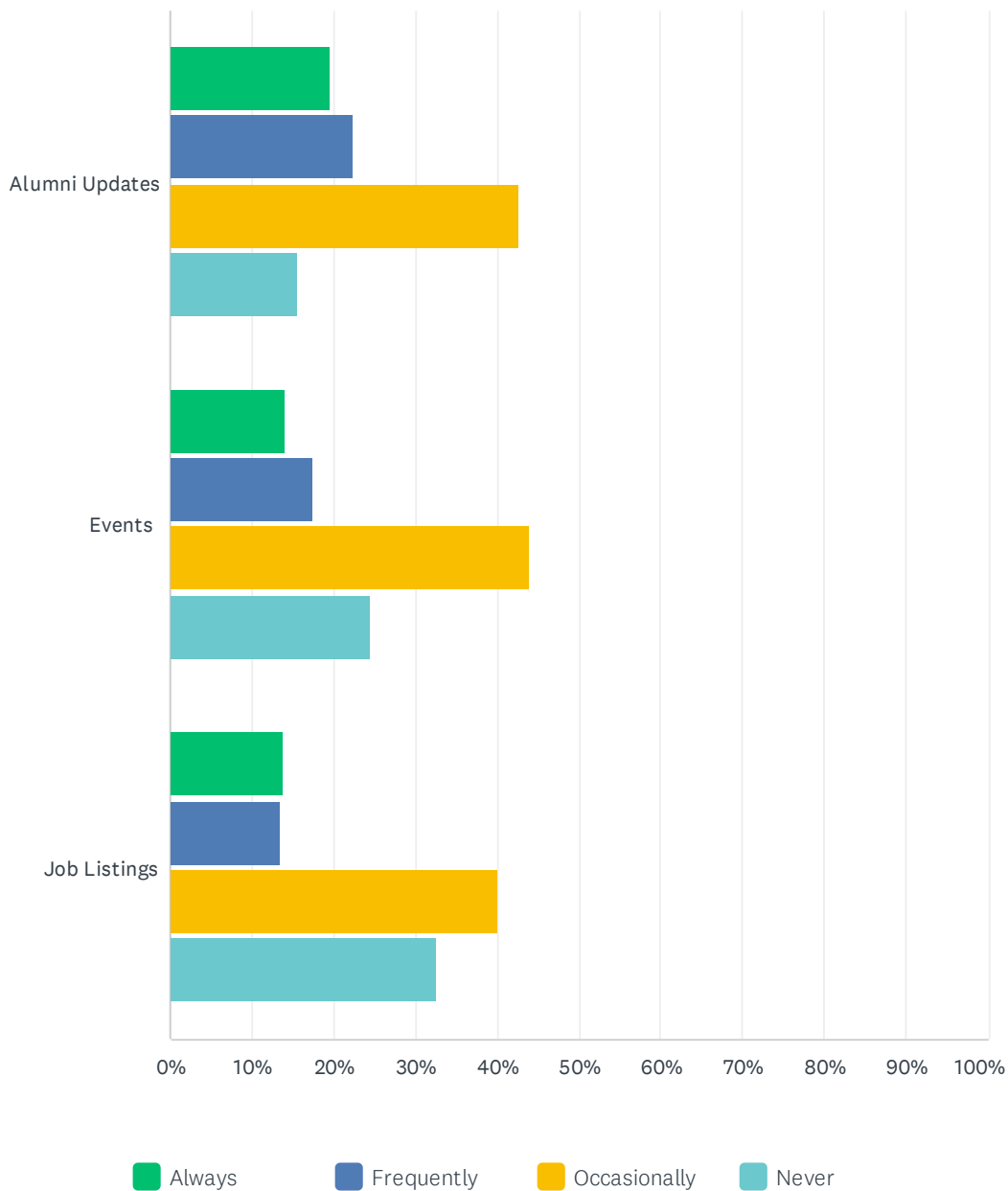


ANSWER CHOICES	RESPONSES	
Remained in a non-related career rather than seek food/hospitality industry employment.	5.40%	38
Initially looked for related employment, but didn't find the right opportunity to make the career change.	6.96%	49
Stayed in the food/hospitality industry for 1-2 years, then went into a different/former industry.	7.95%	56
Stayed in the food/hospitality industry for 3 or more years, then went into a different/former industry.	6.39%	45
I am still in the food/hospitality industry	73.30%	516
<b>TOTAL</b>		<b>704</b>

### Q12 How often do you read/review the following sections of the weekly ICE "News from Career Services" e-newsletter?

Answered: 712    Skipped: 7

ICE Alumni Survey 2019



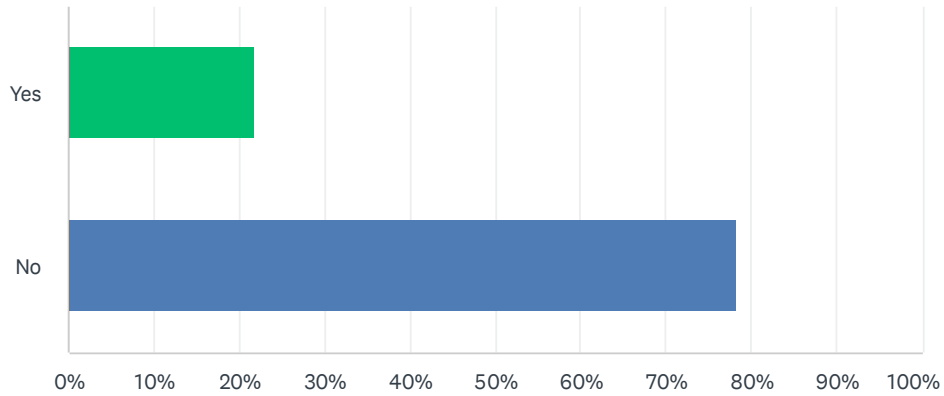
	ALWAYS	FREQUENTLY	OCCASIONALLY	NEVER	TOTAL
Alumni Updates	19.52% 138	22.35% 158	42.57% 301	15.56% 110	707
Events	14.06% 98	17.50% 122	43.90% 306	24.53% 171	697
Job Listings	13.88% 98	13.46% 95	40.08% 283	32.58% 230	706

Q13 Is there additional content or features you'd like to see added to the e-newsletter?

Answered: 378 Skipped: 341

### Q14 Have you ever found employment(either full-time, part-time or one-time) via the weekly job listings?

Answered: 701 Skipped: 18

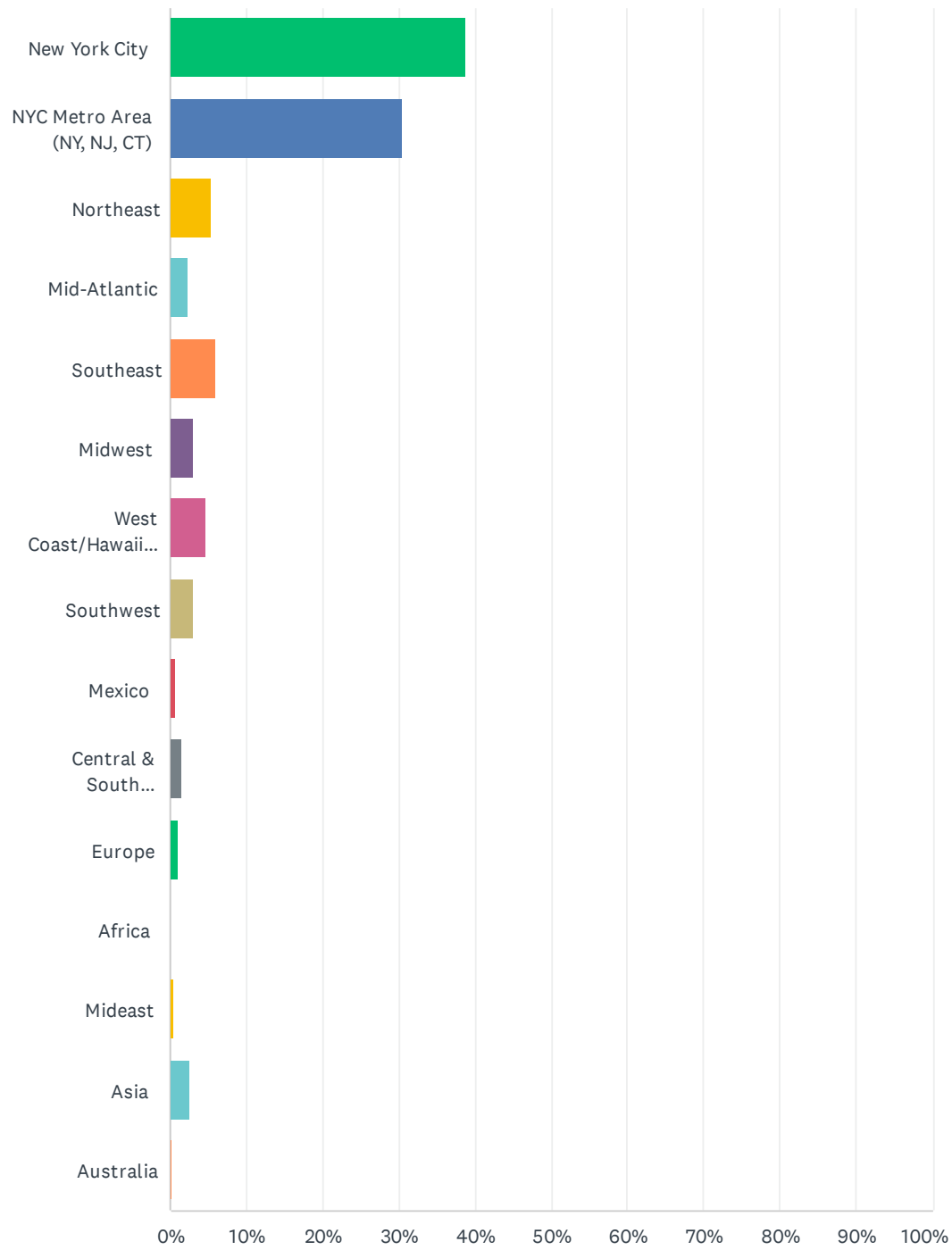


ANSWER CHOICES	RESPONSES	
Yes	21.68%	152
No	78.32%	549
TOTAL		701

### Q15 Where do you live?

Answered: 714 Skipped: 5

# ICE Alumni Survey 2019

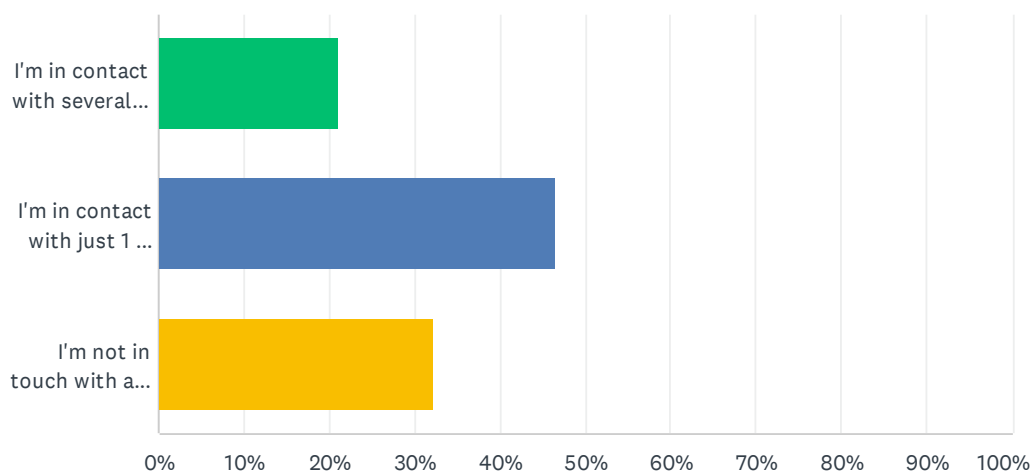


ICE Alumni Survey 2019

ANSWER CHOICES	RESPONSES	
New York City	38.80%	277
NYC Metro Area (NY, NJ, CT)	30.39%	217
Northeast	5.32%	38
Mid-Atlantic	2.38%	17
Southeast	6.02%	43
Midwest	3.08%	22
West Coast/Hawaii/Alaska	4.62%	33
Southwest	3.08%	22
Mexico	0.56%	4
Central & South America/Caribbean	1.54%	11
Europe	1.12%	8
Africa	0.00%	0
Mideast	0.42%	3
Asia	2.52%	18
Australia	0.14%	1
<b>TOTAL</b>		<b>714</b>

Q16 Which of the following best describes your current interaction with ICE classmates/fellow alumni?

Answered: 717 Skipped: 2



ICE Alumni Survey 2019

ANSWER CHOICES	RESPONSES	
I'm in contact with several ICE classmates/alumni.	21.20%	152
I'm in contact with just 1 or 2 ICE classmates/alumni.	46.58%	334
I'm not in touch with any ICE classmates/alumni.	32.22%	231
TOTAL		717

**Q17** If you'd like, please share here any additional thoughts about your ICE education or recommendations for the school.

Answered: 305 Skipped: 414

**Q18** Optional: Please provide us with your name and current employer.

Answered: 300 Skipped: 419

ANSWER CHOICES	RESPONSES	
Name:	98.67%	296
Employer:	89.33%	268
Address:	73.67%	221
Address 2:	18.33%	55
City/State:	82.33%	247
ZIP/Postal Code:	69.67%	209
Country:	74.33%	223
Job Title:	88.00%	264
Start Date of Employment:	79.33%	238